



CHAMBAL FERTILISERS AND CHEMICALS LIMITED

May 11, 2016

BSE Limited
Phiroze Jeejeebhoy Towers
25th Floor, Dalal Street
Mumbai – 400 001

The Secretary
National Stock Exchange of India Limited
Exchange Plaza, C-1, Block G,
Bandra Kurla Complex,
Bandra (E)
Mumbai – 400 051

Dear Sir,

In continuation of our letter dated May 09, 2016 and pursuant to Regulation 30 of the Securities and Exchange Board of India (Listing Obligations and Disclosure Requirements) Regulations, 2015, we are enclosing herewith a copy of the presentation, on the financial results of the Company for the quarter and financial year ended March 31, 2016, which shall be shared with the Analysts/institutional Investors.

You are requested to notify your constituents accordingly.

Thanking You

Yours sincerely,
for **Chambal Fertilisers and Chemicals Limited**

Rajveer Singh
Assistant Vice President- Legal & Secretary


Welcome to  CHAMBAL FERTILISERS
AND CHEMICALS LIMITED

Enriching Land, Transforming Lives




Investor Presentation- March, 2016 results

Chambal Fertiliser at a glance



- Chambal is one of India's largest private sector urea producers.
- Two state-of-the-art nitrogenous fertilizer plants at Gadepan, Kota, Rajasthan.
- Promoted in the year 1985, Chambal's first urea plant was commissioned in 1993 and the second in 1999.
- Combined production capacity of about 2 million metric tonnes of urea per annum – about 9% of India's installed capacity.

THE STORY SO FAR.....



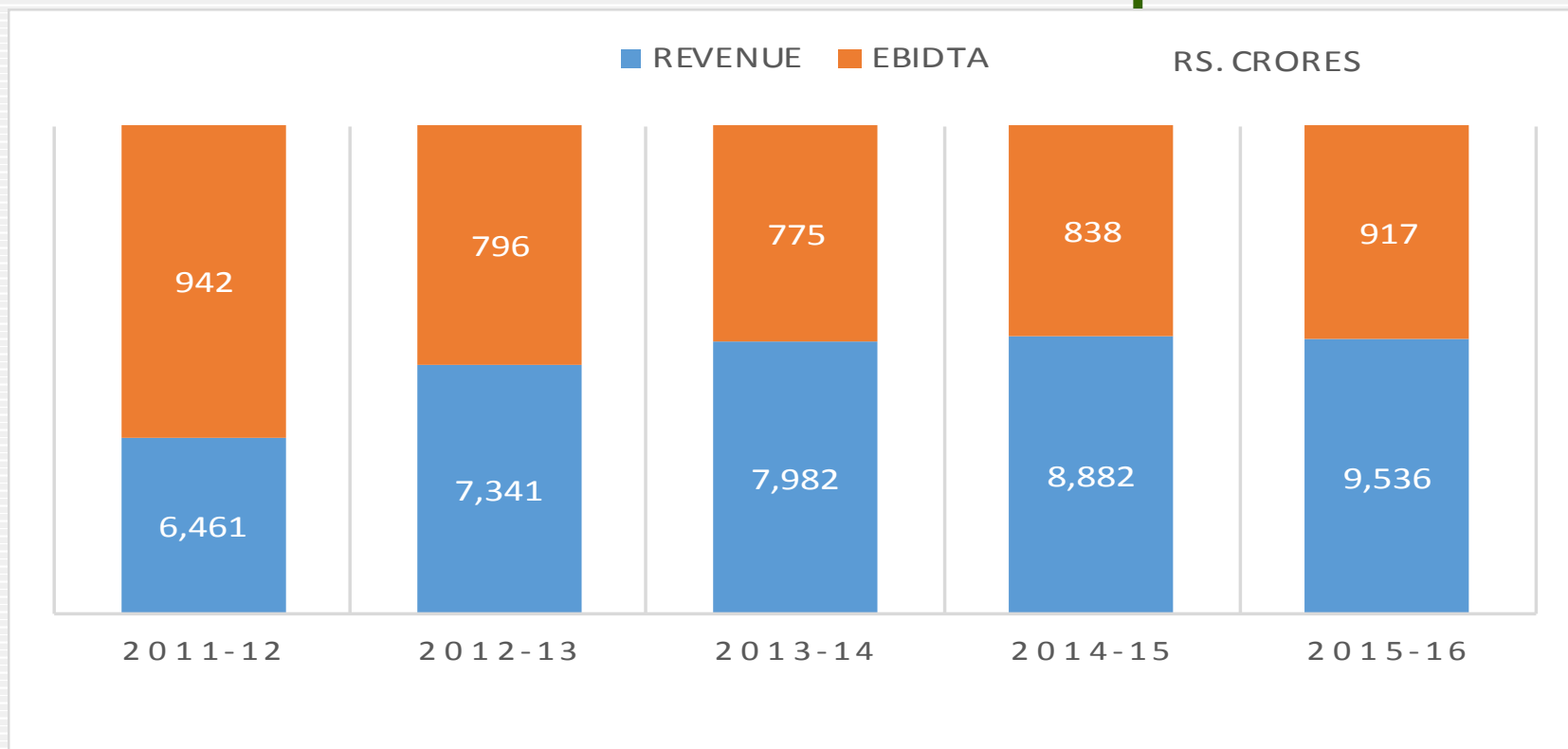
- CFCL has started urea expansion project for new urea capacity of 1.34 lac MT, which is expected to commence production in January, 2019.
- CFCL sold 8.98 lac MT of DAP and 1.87 lac MT of MOP in FY 2015-16. Other Agri-input volumes have also progressed.

Chambal Fertilisers Geographical reach



- Chambal Fertilisers has a vast marketing network comprising 15 regional offices.
- Chambal Fertilisers caters to the needs of the farmers in twelve states.
- Chambal's largest sales come from the territories of Punjab, Haryana, Rajasthan, UP and MP which are the bread basket of India.

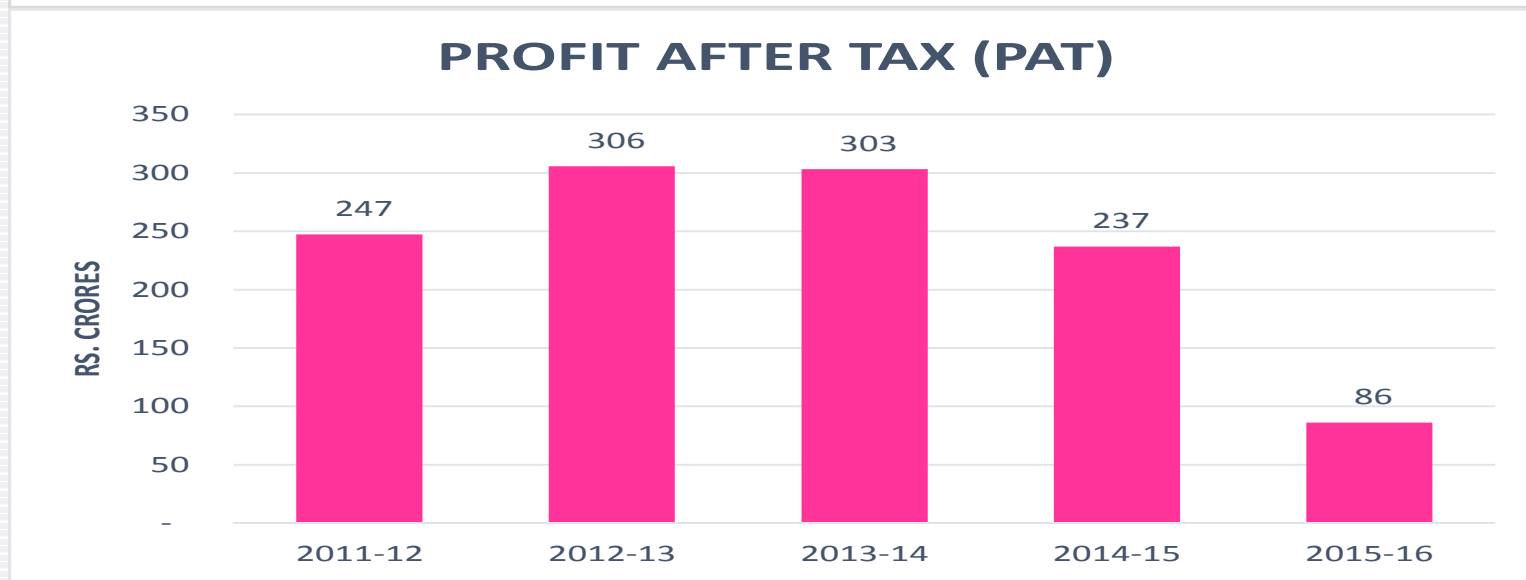
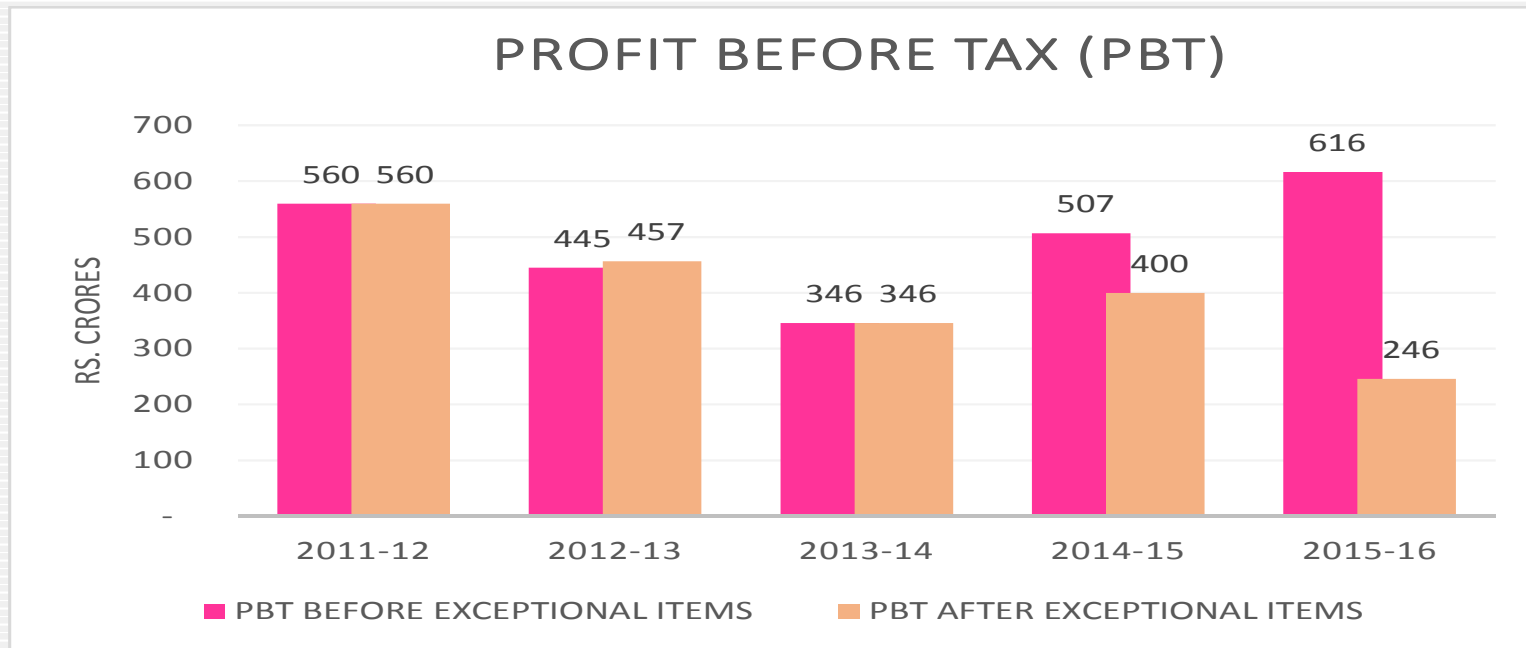
Chambal Fertilisers Revenue & EBIDTA Snapshot



Key Facts-

Revenue	:	Rs.9536 crore.
EBIDTA	:	Rs. 917 crore
Market Cap (31.03.2016)	:	Rs. 2283 crore.
Strong credit rating	:	A1+ for Short term facility AA- (stable) for Long Term facility

Financial Performance



Quantitative Performance

Particulars	Unit	FY 2015-16	FY 2014-15
Urea Production	Lac/ MT	21.25	18.52
Urea Sales	Lac/ MT	20.70	18.85
DAP Sales	Lac/ MT	8.98	6.40
MOP Sales	Lac/ MT	1.87	1.99

Receivables- Fertiliser Division

Rs. crores

Particulars	31.03.2016	31.03.2015
Subsidy Debtors	3,093.58	2,672.64

Rs. crores

Particulars	FY 2015-16	FY 2014-15
Subsidy Receipt	4,239.60	4,793.85

Outstanding Debts

(Rs. crores)

Particulars	31.03.2016	31.03.2015
Long term loan - Fertiliser / Textiles	33.13	146.12
Long term loan - Urea expansion G3 project	212.63	-
Long term loan - Shipping	795.58	925.07
Working Capital	3,775.16	2,879.13
Total	4,816.50	3,950.32

Shipping Division Performance

- Improved Time charter yield equivalent (TCYE) of USD 24622 per day compared USD 18267 last year.
- No. of operating days same as compared to last year.
- Charter-in contribution better though operating days remain same as last year.
- The Company has entered into an agreement for sale of vessel – Ratna Puja in March, 2016. The ship has been delivered to the buyer in April, 2016. This has resulted into provisioning of loss of Rs.111.99 crore in March, 2016 accounts. The major portion of the loss is attributable to the foreign exchange losses capitalised as part of the cost.