

**A.K. Jindal & Associates**  
**Chartered Accountants**

201, SUCHET CHEMBER, 1224/5, BANK STREET, KAROL BAGH, NEW DELHI - 110005, TEL 28750239

**AUDITOR'S REPORT**

To

The Members of **Lucky Meadows Pvt. Ltd.**

We have audited the attached Balance Sheet of **Lucky Meadows Pvt. Ltd.** as at March 31, 2012 and also the statement of Profit & Loss and the Cash Flow Statement of the Company for the year ended on that date annexed thereto. These financial statements are the responsibility of the Company's management. Our responsibility is to express an opinion on these financial statements based on our audit.

We conducted our audit in accordance with auditing standards generally accepted in India. Those Standards require that we plan and perform the audit to obtain a reasonable assurance about whether the financial statements are free of material mis-statement. An audit includes examining, on a test basis, evidence supporting the amounts and disclosures in the financial statements. An audit also includes assessing the accounting principles used and significant estimates made by the management, as well as evaluating the overall financial statements presentation. We believe that our audit provides a reasonable basis for our opinion.

**We report that:**

- (a) We have obtained all the information and explanation which to the best of our knowledge and belief were necessary for the purpose of our audit.
- (b) In our opinion, proper books of account as required by law have been kept by the Company so far as appears from our examination of the books.
- (c) The Balance Sheet, the statement of Profit and Loss and Cash Flow Statement dealt with by this report are in agreement with the books of account.
- (d) In our opinion, the Balance Sheet and the statement of Profit and Loss and Cash Flow Statement dealt with by this report comply with the Accounting Standards referred to in Sub-section (3C) of Section 211 of the Companies Act, 1956.
- (e) On the basis of representations received from the directors as on 31<sup>st</sup> March, 2012 and taken on record by the Board of Directors, we report that none of the directors is disqualified as on 31<sup>st</sup> March, 2012 from being appointed as a director in terms of clause (g) of sub-section (1) of section 274 of the Companies Act, 1956;



(f). In our opinion, and to the best of our information and according to the explanations given to us, the said accounts read with significant accounting policies and notes thereon, give the information required by the Companies Act, 1956, in the manner so required and give a true and fair view in conformity with the accounting principles generally accepted in India:

- I] In the case of the Balance Sheet, of the state of affairs of the Company as at 31<sup>st</sup> march 2012; and
- II] In case of the statement of Profit and Loss , of the Expenditure incurred for the year ended on that date.
- III] In case of the Cash Flow Statement, of the cash flows of the company for the year ended on that date.

Place: Delhi  
Dated:07.05.2012

For A.K. Jindal & Associates  
**Chartered Accountants**



  
(Ashok Gupta)  
Partner

Membership No. 085175

**LUCKY MEADOWS PRIVATE LIMITED**  
**E-2, Jhandewalan Extn, New Delhi**  
**Balance Sheet As At March 31, 2012**

Particulars	Note No.	As at March 31st March 2012	As at March 31st March 2011
<b>I EQUITY AND LIABILITIES</b>			
<b>(1) Shareholders Funds</b>			
(a) Share capital	1	500,000.00	500,000.00
(b) Reserves and surplus	2	7,703.80	7,703.80
(2) Share application money pending allotment			
<b>(3) Non-current liabilities</b>			
(a) Long term borrowings	3	203,973,269.00	203,073,269.00
<b>(4) Current Liabilities</b>			
(a) Other Current liabilities	4	93,664.00	31,831.00
<b>TOTAL</b>		<b>204,574,636.80</b>	<b>203,612,803.80</b>
<b>II ASSETS Non-Current assets</b>			
<b>(1) Non-Current assets</b>			
(a) Fixed Asses			
(i) Tangible assets	5	178,411,080.00	178,411,080.00
(ii) Capital Work-in-progress	6	1,119,045.00	193,127.00
(b) Long-term loans and Advances	7	25,000,000.00	25,000,000.00
<b>(2) Current Assets</b>			
(a) Cash and cash equivalents	8	8,691.80	8,596.80
(b) Short Term loans and Advances	9	35,820.00	
<b>TOTAL</b>		<b>204,574,636.80</b>	<b>203,612,803.80</b>
<b>Significant accounting Policies and Notes on Accounts</b>	11		

As per our Report of even date attached

For and on behalf of the Board of Directors

**For A.K. Jindal & Associates**  
Chartered Accountants


**DIRECTORS**

Place: Delhi  
Dated: 07.05.2012

  
**(Ashok Gupta)**

Partner  
Membership No. 085175



  
(Amit Sarin)

  
(Suraj Parkash Sethi)

**LUCKY MEADOWS PRIVATE LIMITED**  
**E-2, Jhandewalan Extn, New Delhi**  
**Profit And Loss Account For the Year Ended March 31, 2012**

Particulars	Note No.	For the year Ended 31.3.2012	For the year Ended 31.3.2011
I Revenue from operations		-	-
II Other Income		-	-
III Total Revenue (I+II)		-	-
IV <b>Expenses :</b>			
Other Expenses	10	120,811.00	94,251.00
Less :Expenditure Captilised during the year		120,811.00	94,251.00
Total Expenses		NIL	NIL
V. Profir before exceptional and extraordinary item and tax (III-IV)		-	-
VI. Exceptional Items		-	-
VII Profir before exceptional and tax (V-VI)		-	-
VIII Extraordinary Items		-	-
IX Profit before tax (VII-VIII)		-	-
X Tax expense		-	-
XI Profit /( Loss) for the period from Continuing operations(IX-X)		-	-
XII Profit /( Loss) from discontinuing operations		-	-
XIii Tax Expenses of discontinuing operations		-	-
XIV Profit /( Loss) from discontinuing operations (after tax XII-XIii)		-	-
XV Profit/(Loss) for the period ( XII-XIV)		-	-
XVI Earning per equity share:		-	-
(1) Basic		-	-
(2) Diluted		-	-

Significant accounting Policies and Notes on Accounts  
As per our Report of even date attached

11

For and on behalf of the Board of Directors

Place: Delhi  
Dated: 07.05.2012

**For A.K. Jindal & Associates**  
Chartered Accountants

(Ashok Gupta)  
Partner  
Membership No. 085175

**DIRECTORS**

( Amit Sarin)

( Suraj Parkash Sethi)

**NOTE NO.**

	<b>31.03.2012</b>		<b>31.03.2011</b>	
	<b><u>Rupees</u></b>		<b><u>Rupees</u></b>	
<b>1 SHARE CAPITAL</b>				
a) Authorised 5000 (5000) Equity Shares of Rs.100 (Rs. 100) each		<u>500,000.00</u>		<u>500,000.00</u>
b) Issued,Subscribed & paid up 5000 (5000) Equity Shares of Rs.100/- each fully paid-up		<u>500,000.00</u>		<u>500,000.00</u>
c) Reconciliation of equity share capital	<b><u>As at March 31, 2012</u></b>		<b><u>As at March 31, 2011</u></b>	
	<b>Number</b>	<b>Amount</b>	<b>Number</b>	<b>Amount</b>
Number of shares outstanding at the beginning of the year	5000	500000	5000	500000
Number of shares outstanding at the end of the year	<u>5000</u>	<u>500000</u>	<u>5000</u>	<u>500000</u>
d) Shares held by holding Company, Anant Raj Industries Ltd. i) 5000 (5000) Equity Shares		500000		500000
e) Shares in the company held by each share holder holding more than 5% shares <u>Name of Shareholders</u> 1) Anant Raj Industries Ltd. a) Number of equity shares held % of shareholding		5000 100%		5000 100%
<b>2 RESERVES &amp; SURPLUS</b>				
Profit & Loss Account		<u>7,703.80</u>		<u>7,703.80</u>
		<u>7,703.80</u>		<u>7,703.80</u>
There is no change in the Opening & closing balance of Profit & Loss Account				
<b>3 LONG TERM BORROWINGS</b>				
Unsecured Loan from Holding Company		<u>203,973,269.00</u>		<u>203,073,269.00</u>
1) Loans & advances from Related Parties Unsecured From Holding Company				
- The Above loan is not granted by Directors/Others				
- Term of Repayment Interest Free				
- Long Term Loan				
- As on Balance Sheet Date there is no default in payment of loans & interest .				
<b>4 OTHER CURRENT LIABILITIES</b>				
Payable for Capital expenses		80,962.00		24,575.00
Expenses Payable		5,000.00		5,000.00
TDS Payable		7,702.00		2,256.00
		<u>93,664.00</u>		<u>31,831.00</u>



**5 FIXED ASSETS****Tangible Assets**

Land ( Freehold)

178,411,080.00	178,411,080.00
<u>178,411,080.00</u>	<u>178,411,080.00</u>

**6 CAPITAL WORK-IN-PROGRESS**

Opening Balance

193,127.00 98,876.00

Add: Addition during the year

925,918.00 94,251.00

1,119,045.00 193,127.00**7 LONG TERM LOANS & ADVANCES****(Unsecured Considered Good)**

Capital Advance

25,000,000.00 25,000,000.00**8 CASH AND CASH EQUIVALENTS**

Cash in Hand

3,900.00 4,020.00

Bank balance in current account

4,791.80 4,576.80

with State Bank of India

8,691.80 8,596.80**9 SHORT TERM LOANS & ADVANCES****(Unsecured Considered Good)****Others**

Advance Recoverable

35,820.00 -35,820.00 -**10 OTHER EXPENSES**

Filing Fees

600.00 1,026.00

Legal &amp; Professional Charges

3,396.00 22,052.00

Electricity Expenses

9,434.00 -

Bank Charges

850.00 613.00

Salary &amp; Wages

23,860.00 3,080.00

Security Charges

77,574.00 62,480.00

Interest &amp; Penalties

97.00

Auditor's Remuneration5,000.00 5,000.00

Audit Fee

120,811.00 94,251.00

**11 Notes to Accounts**

Accounting Policies and Notes on accounts

**(A) Significant Accounting Policies**

**1 Conventions**

The Accounts have been prepared Primarily under the historical Cost Convention and on the accrual basis of accounting

**2 Tangible Assets**

Tangible assets are stated at cost including duties, taxes and all other incidental expenses to bring the assets to its intended purposes .

**(B) Notes Forming part of accounts:**

1 In the opinion of the Board of Directors all assets other than tangible assets and non current investments have a value on realization in the ordinary course of business at least equal to the amount at which they are stated .

2 The company is a wholly owned subsidiary of Anant Raj Industries Ltd. since all shares are held by Anant Raj Industries Ltd. and its nominees.

**3 Related Party Disclosures**

**i. Name of related parties and description of relationship:**

1. Holding Company Anant Raj Industries Ltd.

**ii. Transactions with related parties**

Particulars	Holding Company Rs.
Wages & Labour Charges Paid	23860 (PY 3080)
Loan Received	900000 (PY.50000)
Loan Repaid	NIL (PY 5000000 )

**iii Closing Balances with related parties:**

Name of Transactions	Holding Company
<b>Outstanding payable</b> Anant Raj Industries Ltd.	203973269 ( PY 203073269 )

**4 Segment Reporting**

The company has no reportable Business or Geographical segment



**5 Earning per Shares**

Particulars		2011-2012	2010-2011
Profit attributable in the Shareholders	(A)	NIL	NIL
Basic/Weighted average number of Equity Shares outstanding during the year	(B)	5000	5000
Nominal Value of Equity Shares		100	100
Basic Diluted Earnings per Shares	(A/B)	N/A	N/A

6 Previous year figures have been regrouped wherever found necessary .

7 Signature to the above Schedules which form an integral Part of the Balance Sheet and Profit & Loss Account.

Place : Delhi  
Dated:07.05.2012

**DIRECTORS**

(Amit Sarin)

(Suraj Parkash Sethi)





LUCKY MEADOWS PRIVATE LIMITED

CASH FLOW STATEMENT FOR THE YEAR ENDED MARCH 31, 2012

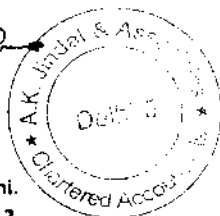
Particulars	For the year ended March 31, 2012 Rs.	For the year ended March 31, 2011 Rs.
<b>A. CASH FLOW FROM OPERATING ACTIVITIES</b>		
Net profit before tax and extraordinary items		
Adjustment for:		
Depreciation	-	-
Interest paid		
Interest received		
<b>Operating profit before working capital changes</b>	-	-
Adjustment for:		
Inventories		
-(Increase)/Decrease in other current assets	(35,820)	
-Increase/(Decrease) in other current liabilities	61,833	21,932
Trade and other receivables		
<b>Cash generated from operations</b>	<b>26,013</b>	<b>21,932</b>
Taxes Paid Including TDS		
<b>NET CASH FROM OPERATING ACTIVITIES</b>	<b>(A) 26,013</b>	<b>21,932</b>
<b>B. CASH FLOW FROM INVESTING ACTIVITIES</b>		
Additions to fixed assets including project in progress	(925,918)	(94,251)
Capital Advances for Property Purchase		50,000,000
Interest received		
<b>NET CASH FLOW FROM/(USED IN) INVESTING ACTIVITIES</b>	<b>(B) (925,918)</b>	<b>49,905,749</b>
<b>C. CASH FLOW FROM FINANCE ACTIVITIES</b>		
Proceeds from issue of Share Capital	-	-
Proceeds from Share Premium on issue of share	-	-
Increase in long term borrowings	900,000	(49,950,000)
Interest paid	-	-
	<b>(C) 900,000</b>	<b>(49,950,000)</b>
<b>D. NET INCREASE IN CASH AND CASH EQUIVALENTS</b>	<b>(A+B+C) 95</b>	<b>(22,319)</b>
Cash and cash equivalents opening balance	8,596	30,915
Cash and cash equivalents closing balance	<b>8,691</b>	<b>8,596</b>

Note: Figures in brackets indicate cash outflow.



This is the cash flow statement referred to in our report of even date

For A K Jindal & Associates  
Chartered Accountants

  
Ashok Gupta  
Partner



Place New Delhi.  
Date :07.05.2012

  
Director  
  
Director