



July 31, 2014

National Stock Exchange of India Limited
Exchange Plaza
Plot No.C-1, G Block
Bandra-Kurla Complex
Bandra (East)
Mumbai – 400 051

Dear Sirs,

Sub: Unaudited Financial Results for the first quarter ended June 30, 2014
Symbol: JMFANCIL

We wish to inform you that the Board of Directors of the Company at its meeting held today has approved the Unaudited Financial Results for the first quarter ended June 30, 2014, both on a standalone and consolidated basis. A copy each of the said Unaudited Financial Results is enclosed for your information and record. Additionally, a copy of the Press Release being issued by the Company is also enclosed.

Further, pursuant to clause 41(l)(c)(i) of the Listing Agreement, we are forwarding herewith a copy each of the 'Limited Review Report' on standalone and consolidated financial results as received from our Statutory Auditors, M/s Khimji Kunverji & Co.

You are requested to circulate the above financial results among the members of the exchange for their information.

Thank you.

Yours faithfully,
for JM Financial Limited

A handwritten signature in black ink, appearing to read "P.K. Choksi", with a horizontal line underneath.

P K Choksi
Group Head – Compliance, Legal
& Company Secretary

Encl: a/a

JM Financial Limited

Corporate Identity Number : L67120MH1986PLC038784

Regd. Office: 7th Floor, Chery, Appasaheb Marathe Marg, Prabhadevi, Mumbai 400 025.

T: +91 22 6630 3030 F: +91 22 6630 3223 www.jmfl.com

Khimji Kunverji & Co

(Registered)

Chartered Accountants



The Board of Directors
JM Financial Limited
Mumbai

**Limited Review Report of the Consolidated Financial Results of
JM Financial Limited, its Subsidiaries, Associates and Partnership Firm**

INTRODUCTION

1. We have reviewed the accompanying statement of unaudited Consolidated Financial Results (CFR) of **JM Financial Limited** ('the Company') and its Subsidiaries, Associates and Partnership Firm ('the Group') for quarter ended June 30, 2014, except for the disclosures regarding 'Public Shareholding' and 'Promoter and Promoter Group Shareholding' which have been traced from disclosures made by the management and have not been reviewed by us, which has been initialed by us for identification purpose. This CFR is the responsibility of the Company's management and has been approved by the Board of Directors. The CFR have been prepared on the basis of separate financial statements and other financial information regarding components. Our responsibility is to issue a report on these un-audited CFR based on our review

SCOPE OF REVIEW

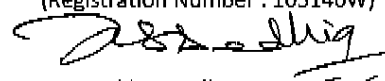
2. We conducted our review in accordance with the Standard on Review Engagements (SRE) 2410 – 'Review of Interim Financial Information Performed by the Independent Auditor of the Entity' issued by the Institute of Chartered Accountants of India (ICAI). This Standard requires that we plan and perform the review to obtain moderate assurance as to whether the financial statements are free of material misstatement. A review is limited primarily to inquiries of Company personnel and an analytical procedure applied to financial data and thus provides less assurance than an audit. We have not performed an audit; accordingly we do not express an audit opinion.
3. The CFR of the Group have been prepared by the management in accordance with the requirements of Accounting Standard (AS) 21, Consolidated Financial Statements and Accounting Standard (AS) 23, Accounting for Investments in Associates in Consolidated Financial Statements notified by the Companies (Accounting Standards) Rules, 2006.
4. Inter unit/company transactions have been eliminated based on information provided by the management.
5. Included in this CFR, are revenues of Rs. 25,253.15 lac for the quarter ended June 30, 2014, capital employed of Rs 1,72,272.45 lac and assets of Rs. 6,42,561.38 lac as on the said date of 8 subsidiaries, which have not been reviewed by us. Other auditors have reviewed these, whose reports have been furnished to us, and in our opinion, in so far as it relates to the amounts included in respect of these entities, are based solely on reports of those respective auditors.
6. Included in this CFR are revenues of Rs 758.66 lac for the quarter ended June 30, 2014, capital employed of Rs 10,845.90 lac and assets of Rs 27,479.52 lacs as on the said date of 6 subsidiaries and 1 partnership firm and Rs 15.12 lac being profit of an associate for the quarter ended June 30, 2014, which are based on Management Certified Results and which are subject to consequential adjustments, if any, arising out of reviews by respective auditors.

CONCLUSION

7. Based on our review conducted as above, nothing has come to our notice that causes us to believe that the accompanying statement of unaudited financial results prepared in accordance with Accounting Standards referred to in Section 133 of the Companies Act, 2013 and other recognized accounting practices and policies, has not disclosed the information required to be disclosed in terms of clause 41 of the Listing Agreement including the manner in which it is to be disclosed, or that it contains any material misstatement

Place: Mumbai
Date: July 31, 2014

For and on behalf of
Khimji Kunverji & Co
Chartered Accountants
(Registration Number : 105146W)


Hasmukh B Dedhia
Partner (F 33494)



JM FINANCIAL LIMITED
CONSOLIDATED FINANCIAL RESULTS

PART I - STATEMENT OF CONSOLIDATED UNAUDITED FINANCIAL RESULTS FOR THE QUARTER ENDED 30TH JUNE, 2014

Sr. No.	Particulars	Quarter Ended			Year Ended
		30.06.2014	31.03.2014	30.06.2013	31.03.2014
		Unaudited	Unaudited	Unaudited	Audited
1	Income from operations				
	(u) Fees & commission	6,786.54	7,188.56	7,661.40	24,631.56
	(b) Brokerage	3,398.91	2,682.07	2,072.76	9,415.76
	(c) Interest and other income on fund based activities	12,884.03	11,868.88	13,729.35	48,847.17
	(d) Other operating income	3,089.10	3,683.57	4,606.34	17,327.75
	Total income from operations	26,158.58	25,423.08	28,069.85	1,00,222.24
2	Expenses				
	(a) Employee benefits expense	5,033.19	5,497.24	5,681.29	20,315.55
	(b) Sub-brokerage, fees & commission	2,525.65	2,252.13	2,021.01	8,033.32
	(c) Operating and other expenses	2,055.99	3,631.17	2,418.73	11,995.09
	(d) Depreciation and amortisation expense	414.52	409.06	333.44	1,524.02
	Total expenses	10,029.35	11,789.60	10,454.47	41,867.98
3	Profit from operations before other income and finance costs (1-2)	16,129.23	13,633.48	17,615.38	58,354.26
4	Other income	480.92	92.76	121.41	444.67
5	Profit from ordinary activities before finance costs (3+4)	16,610.15	13,726.24	17,736.79	58,798.93
6	Finance costs	8,230.71	6,610.16	9,828.32	30,782.86
7	Profit from ordinary activities before tax (5-6)	8,379.44	7,116.08	7,908.47	28,016.07
8	Tax expense	2,634.33	1,919.41	2,333.17	7,998.35
9	Net Profit from ordinary activities after tax (7-8)	5,745.11	5,196.67	5,575.30	20,017.72
10	Extraordinary items	-	-	-	-
11	Net Profit after tax (9+10)	5,745.11	5,196.67	5,575.30	20,017.72
12	Less :- Share of Minority interest	420.52	493.50	400.93	1,515.45
13	Add :- Share in Profit of Associates	510.21	1,239.56	379.15	2,450.23
14	Net consolidated profit (11-12+13)	5,834.80	5,942.73	5,553.52	20,952.50
15	Paid up equity share capital (Face value Re. 1/- per share)	7,583.75	7,553.43	7,543.82	7,553.43
16	Reserves excluding revaluation reserves				2,00,525.18
17	Earning Per Share (EPS)				
	Basic EPS (in Rs.) (Not annualised)	0.77	0.79	0.74	2.78
	Diluted EPS (in Rs.) (Not annualised)	0.74	0.77	0.72	2.72

PART II - SELECT INFORMATION FOR THE QUARTER ENDED 30TH JUNE, 2014



A PARTICULARS OF SHAREHOLDING				
1	Public shareholding			
	No. of shares	24,05,85,645	23,75,54,232	23,52,26,787
	Percentage of holding (%) (as a % of total share capital of the Company)	31.72%	31.45%	31.18%
2	Promoters and promoter group shareholding			
	(a) Pledged / Encumbered			
	No. of shares	Nil	Nil	Nil
	Percentage of shares (%)	-	-	-
	(b) Non-encumbered			
	No. of shares	51,77,89,265	51,77,89,265	51,91,54,902
	Percentage of shares (%) (as a % of total shareholding of promoter and promoter group)	100.00%	100.00%	100.00%
	Percentage of holding (%) (as a % of total share capital of the Company)	68.28%	68.55%	68.82%
B	INVESTOR COMPLAINTS	Quarter Ended 30th June, 2014		
	Pending at the beginning of the quarter	0		
	Received during the quarter	3		
	Disposed off during the quarter	3		
	Remaining unresolved at the end of the quarter	0		

JM Financial Limited

Corporate Identity Number : L67120MH1986PLC038784

Regd. Office: 7th Floor, Chenergy, Appasaheb Marathe Marg, Prabhadevi, Mumbai

T: +91 22 6630 3030 F: +91 22 6630 3223 www.jmfl.com





SEGMENTWISE DETAILS ON CONSOLIDATED BASIS FOR THE QUARTER ENDED 30TH JUNE, 2014

Rupees in Lakh

Particulars	Quarter Ended			Year Ended
	30.06.2014	31.03.2014	30.06.2013	31.03.2014
	Unaudited	Unaudited	Unaudited	Audited
Segment Revenue				
A Investment banking and securities business	10,829.22	10,863.28	11,647.59	40,789.06
B Fund based activities	14,248.49	12,892.14	15,276.96	52,919.35
C Alternative asset management	453.66	1,006.82	513.72	3,040.93
D Asset management	702.69	717.60	635.26	2,655.49
E Others	1,541.58	1,568.49	868.26	11,687.89
Total Segment Revenue	27,775.64	27,048.33	28,941.79	1,11,092.72
Less: Inter - segmental revenue	(1,136.14)	(1,532.49)	(750.53)	(10,425.81)
Total Revenue	26,639.50	25,515.84	28,191.26	1,00,666.91
Segment Results				
A Investment banking and securities business	2,172.37	795.37	1,817.30	4,516.47
B Fund based activities	5,174.62	5,029.14	5,465.25	19,950.53
C Alternative asset management	233.32	650.09	287.57	1,876.34
D Asset management	134.07	189.56	52.09	382.65
E Others	665.06	451.92	286.26	1,290.08
Total Results	8,379.44	7,116.08	7,908.47	28,016.07
Segment Capital Employed				
A Investment banking and securities business	57,407.29	56,101.63	70,804.24	56,101.63
B Fund based activities	1,10,304.98	1,06,297.86	99,174.48	1,06,297.86
C Alternative asset management	9,175.60	9,022.08	14,277.86	9,022.08
D Asset management	12,152.30	12,022.85	11,615.79	12,022.85
E Unallocated	42,962.38	42,241.50	24,168.32	42,241.50
Total Capital Employed	2,32,002.55	2,25,685.92	2,20,040.69	2,25,685.92



Khimji Kunverji & Co

(Registered)

Chartered Accountants

**Limited Review Report**

The Board of Directors
JM FINANCIAL LIMITED
Mumbai

INTRODUCTION

We have reviewed the accompanying statement of un-audited financial results of **JM FINANCIAL LIMITED** ('the Company') for the quarter ended June 30, 2014 except for the disclosures regarding 'Public Shareholding' and 'Promoter and Promoter Group Shareholding' which have been traced from disclosures made by the management and have not been reviewed by us, which has been initialed by us for identification purpose. This statement is the responsibility of the Company's Management and has been approved by the Board of Directors. Our responsibility is to issue a report on these un-audited financial results based on our review


SCOPE OF REVIEW

We conducted our review in accordance with the Standard on Review Engagement (SRE) 2410 'Review of Interim Financial Information Performed by the Independent Auditor of the Entity' issued by the Institute of Chartered Accountants of India (ICAI). This Standard requires that we plan and perform the review to obtain moderate assurance as to whether the financial results are free of material misstatement. A review is limited primarily to inquiries of Company personnel and an analytical procedure applied to financial data and thus provides less assurance than an audit. We have not performed an audit and accordingly, we do not express an audit opinion

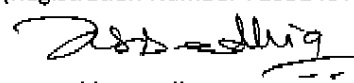
CONCLUSION

Based on our review conducted as above, nothing has come to our notice that causes us to believe the accompanying statement of un-audited financial results prepared in accordance with accounting standards referred to in Section 133 of the Companies Act, 2013 and other recognized accounting practices and policies, has not disclosed the information required to be disclosed in terms of clause 41 of the Listing Agreement including the manner in which it is to be disclosed, or that it contains any material misstatement

Place: Mumbai,
Date: July 31, 2014



For and on behalf of
Khimji Kunverji & Co
Chartered Accountants
(Registration Number : 105146W)


Hasmukh B Dedhia
Partner (F 33494)





STAND-ALONE FINANCIAL RESULTS

PART I - STATEMENT OF STAND-ALONE UNAUDITED FINANCIAL RESULTS FOR THE QUARTER ENDED 30TH JUNE, 2014

Sr. No.	Particulars	Quarter Ended			Year Ended
		30.06.2014 Unaudited	31.03.2014 Unaudited	30.06.2013 Unaudited	31.03.2014 Audited
					<i>Rupees in Lakh</i>
1	Income from operations				
	(a) Dividend	-	-	-	6,534.18
	(b) Other operating income	692.71	725.52	296.83	2,118.14
	Total income from operations	692.71	725.52	296.83	8,652.32
2	Expenses				
	(a) Employee benefits expense	149.10	140.01	112.49	731.95
	(b) Operating and other expenses	106.53	219.58	78.89	457.12
	(c) Depreciation and amortisation expense	8.62	10.56	8.57	40.85
	Total expenses	264.25	370.15	199.95	1,229.92
3	Profit from operations before other income and finance costs (1-2)	428.46	355.37	96.88	7,422.40
4	Other income	0.02	32.88	25.39	63.32
5	Profit from ordinary activities before finance costs (3+4)	428.48	388.25	122.27	7,485.72
6	Finance costs	7.53	2.11	1.89	8.93
7	Profit from ordinary activities before tax (5-6)	420.95	386.14	120.38	7,476.79
8	Tax expense	154.00	159.25	54.32	371.69
9	Net Profit from ordinary activities after tax (7-8)	266.95	226.89	66.06	7,105.10
10	Extraordinary items	-	-	-	-
11	Net Profit after tax (9+10)	266.95	226.89	66.06	7,105.10
12	Paid up equity share capital (Face value Re.1/- per share)	7,583.75	7,553.43	7,543.82	7,553.43
13	Reserves excluding revaluation reserves				1,54,319.34
14	Earning Per Share (EPS)				
	Basic EPS (in Re.) (Not annualised)	0.04	0.03	0.01	0.94
	Diluted EPS (in Re.) (Not annualised)	0.03	0.03	0.01	0.92

PART II - SELECT INFORMATION FOR THE QUARTER ENDED 30TH JUNE, 2014

A PARTICULARS OF SHAREHOLDING					
15	Public shareholding				
	No. of shares	24,05,85,645	23,75,54,232	23,52,26,787	23,75,54,232
	Percentage of holding (%) (as a % of total share capital of the Company)	31.72%	31.45%	31.18%	31.45%
16	Promoters and promoter group shareholding				
	(a) Pledged / Encumbered				
	No. of shares	Nil	Nil	Nil	Nil
	Percentage of shares (%)	-	-	-	-
	(b) Non-encumbered				
	No. of shares	51,77,89,265	51,77,89,265	51,91,54,902	51,77,89,265
	Percentage of shares (%) (as a % of total shareholding of promoter and promoter group)	100.00%	100.00%	100.00%	100.00%
	Percentage of holding (%) (as a % of total share capital of the Company)	68.28%	68.55%	68.82%	68.55%
B INVESTOR COMPLAINTS		Quarter Ended 30th June, 2014			
	Pending at the beginning of the quarter	0			
	Received during the quarter	3			
	Disposed off during the quarter	3			
	Remaining unresolved at the end of the quarter	0			





Notes:

- 1) The above unaudited financial results of the Company have been reviewed by the Audit Committee and on its recommendation have been approved by the Board of Directors at its meeting held on July 31, 2014.
- 2) The Consolidated Financial Results (CFR) are prepared in accordance with the principles and procedures for the preparation and presentation of CFR as set out in the Accounting Standard (AS) 21 on "Consolidated Financial Statements" and AS 23 on "Accounting for Investments in Associates in Consolidated Financial Statements" prescribed by Companies (Accounting Standards) Rules, 2006 (as amended).
- 3) In accordance with the provisions of the Companies Act, 2013 (the Act), the Company has provided higher depreciation in the manner prescribed in Schedule II to the Act. The depreciation provided for the quarter ended June 30, 2014 is higher by Rs. 28.28 lakh and in line with the requirement of the Act, an amount of Rs. 68.58 lakh (net of deferred tax) has been charged to the opening balance of the retained earnings in respect of assets whose remaining useful life is nil as at 1st April, 2014.
- 4) During the quarter, the Allotment Committee of the Board has allotted 30,31,413 equity shares of the face value of Re. 1/- each to the eligible employees upon exercise of stock options by them.
- 5) On a stand-alone basis, the Company is a Core Investment Company, which in the context of AS 17 on "Segment Reporting" is considered as the only segment. However, on a consolidated basis, the Company has identified four reportable segments, namely, (i) Investment banking & securities business, (ii) Fund based activities, (iii) Alternative asset management and (iv) Asset management.
- 6) On a stand-alone basis, the dividend income, if any, arising in different quarters, may not be comparable.
- 7) Consolidated as well as Standalone audited financial results will be made available on the Company's website viz., www.jmfi.com and websites of BSE Limited and National Stock Exchange of India Limited viz., www.bseindia.com and www.nseindia.com respectively. Key stand-alone financial information is given below:


Rupees in Lakh

Particulars	Quarter Ended			Year Ended
	30.06.2014 Unaudited	31.03.2014 Unaudited	30.06.2013 Unaudited	31.03.2014 Audited
Total Income	692.73	758.40	322.22	8,715.64
Profit before tax	420.95	386.14	120.38	7,476.79
Profit after tax	266.95	226.89	66.06	7,105.10

- 8) Previous period/year's figures have been regrouped and rearranged wherever necessary to conform to current period/year's classification.

Place: Mumbai
Date: July 31, 2014



For and on behalf of the Board

Nimesh Kampani
 Chairman & Managing Director
 (DIN: 00009071)



Corporate Identity Number L67120MH1986PLC038784

PRESS RELEASE
For Immediate Release

JM Financial announces unaudited financial results for the quarter ended June 30, 2014.

Mumbai, July 31, 2014: The Board of Directors of JM Financial Limited, at its meeting held today, considered and approved the unaudited financial results for the quarter ended June 30, 2014.

Consolidated Results – Key Highlights:

FY 15 – Q1 compared to FY 14 – Q1 (YoY)

- Total income at Rs. 266.40 crore compared to Rs. 281.91 crore
- The profit before tax at Rs. 83.79 crore compared to Rs. 79.08 crore
- Net profit after tax, minority interest and share of associates at Rs. 58.35 crore compared to Rs. 55.54 crore
- Rating of ICRA AA with stable outlook assigned for long term borrowings

The Earnings per share and Diluted Earnings per share, for the quarter ended June 30, 2014 is Re. 0.77 and Re. 0.74 respectively (not annualised).

Commenting on the quarterly results, Mr. Nimesh Kampani, Chairman, JM Financial Group, stated, "Backed by the strong mandate of clear majority, the new Government presented its maiden Union Budget setting the tone for revival in economic growth, fiscal consolidation and a positive investment climate.

Our strategies remain the same, investing for the long run and managing our business prudently in the short term. We expect the policies of the Government to have sustainable impact over long term. The expected economic upswing and our mix of businesses coupled with our deep understanding of industry and products will enable us to deliver long term value to our strong franchise.

During the quarter, our profitability depicts sustained financial performance. We continue to remain optimistic about the group's opportunities and potential profit avenues in the financial services sector."

Business Update

Investment banking and securities business:

During the quarter under consideration our Investment banking division executed the following deals:

- Acted as advisors to Qualified Institutional Placement by Yes Bank Ltd – Rs. 2,942 crore.
- Acted as sole financial advisor to Trans union LLC in acquiring majority ownership in Credit Information Bureau (India) Limited
- Worked as the financial advisor to Diggeo and acted as the joint manager to their tender offer to the shareholders of United spirit limited (USL) for acquiring 26% stake in USL for a total consideration of Rs 11,449 crores. The deal got concluded in the month of July, 2014.



Corporate Identity Number L67120MH1986PLC038784

The pipe line of our investment banking business continues to remain healthy with several mandated transactions under execution.

Our Singapore subsidiary continued to generate traction and during the quarter we acted as an advisor for sale of minority stake in a Thailand listed IT services Company.

The Institutional Equities Business gained further momentum buoyed by the positive economic sentiment.

In the wealth management business, the assets under management stood at approximately Rs.15,000 Crore as on June 30, 2014.

In the distribution business, we have a large network of approximately 8,500 active Independent Financial Distributors (IFDs) who distribute various financial products across the country. We have presence in 259 locations spread across 116 cities through a network of branches and franchisees. During the quarter, we mobilized more than Rs.750 Crore in fixed deposit schemes and fixed income products of various companies.

Fund based activities:

We continued funding activities in the areas of loan against securities and loan against commercial real estate properties. The overall funding book stood at Rs. 3,816 Crore as on June 30, 2014, which includes episodic book of around Rs.530 crore. We witnessed a 28% growth in the lending book during the quarter ended June 30, 2014 as compared to the previous quarter. The treasury book as on June 30, 2014 for the fixed income securities stood at Rs. 632 Crore. We continued with our activities of debt-raising through various money market instruments, other medium to long term instruments and secured credit facilities from Banks.

During the Quarter, our Asset Reconstruction Business saw continued momentum in acquisition activity. Many Banks came out with portfolio auctions and several deals were closed. It was a good quarter for us on the acquisition front. We acquired a large single credit account from a consortium of Banks during the quarter. Recovery from already acquired assets remained steady owing to restructuring of accounts and settlement with Borrowers.

Alternative Asset Management:

At the end of the quarter, the combined AUM/AUA of the private equity fund and real estate fund stood at around Rs. 1,040 crore.

JM Financial India Fund (the Fund), a private equity fund has exited one of its investments. The Fund is working closely with its portfolio companies in helping them grow their businesses as well as to seek exit opportunities.

JM Financial Property Fund distributed Rs. 24.5 crore to its investors realised from an investment which was exited earlier at multiple of 3.3x on the invested amount. The Real Estate Fund continues to focus on working closely with the management of the portfolio companies to develop high quality real estate projects and seeking exit opportunities.

Asset Management:

The average AUM in our Mutual Fund for the quarter ended June 30, 2014 stood at Rs. 6,957 crore. The average AUM under Equity schemes was at Rs. 603 crore and under the Debt Schemes was at Rs. 6,354 crore.



Corporate Identity Number L67120MH1986PLC038784

Credit Rating:

The Rating Committee of ICRA, after due consideration, has assigned the rating "[ICRA] AA" with stable outlook in respect of our long term bond Programme. The grade of rating indicates such instruments carries very low credit risk. The Rating Committee of ICRA, after due consideration, has also assigned the rating "[ICRA] A1+" in respect of our short term debt instruments. The grade of rating is the highest Rating issued by ICRA for short term debt instruments and indicates lowest credit risk.

Awards and Recognition:

One of the subsidiaries of the group has been recognized as the "Best performing National Financial Advisor- Institutional" at the 'UTI MF and CNBC TV-18 Financial Advisor Awards 2013-14'.

Two subsidiaries have also been recognized as one of the Best places to work in the 'Great Places to Work 2014 Survey', featuring amongst "India's Top 100 Companies to work for 2014".

-ends-

The unaudited financial results are attached. Both the press release and unaudited financial results are available on our website www.jmfi.com

About JM Financial

JM Financial is an integrated financial services group offering a wide range of capital market services to its corporate and individual clients. The Group's businesses include investment banking, institutional equity sales, trading, research and broking, private and corporate wealth management, equity broking, portfolio management, asset management, commodity broking, fixed income broking, non-banking finance products, private equity and asset reconstruction. For more information, log on to www.jmfi.com

For further information, please contact:

<p>Manali Pllankar Corporate Communications Tel.: +91 22 6630 3475 Email: manali.pllankar@jmfi.com</p>	<p>Manish Sheih Group Chief Financial Officer Tel.: +91 22 6630 3460 Email: manish.sheih@jmfi.com</p>
---	---

Forward - Looking statements

This press release ('document') containing JM Financial Group's activities, projections and expectations for the future, may contain certain forward-looking statements based upon the information currently available with the Company or any of its subsidiaries and associate companies. The financial results in future may vary from the forward-looking statements contained in this document due to uncertainties and unforeseen events that may impact the businesses of the JM Financial Group. The Company assumes no responsibility to publicly amend, modify or revise any forward-looking statements, on the basis of any subsequent developments, information or events. This document is for information purposes only and any action taken by any person on the basis of the information contained herein is that person's responsibility alone and neither JM Financial Group nor any of their directors or employees will be liable in any manner for the consequences of such actions.